



Figure 1 / 图 1

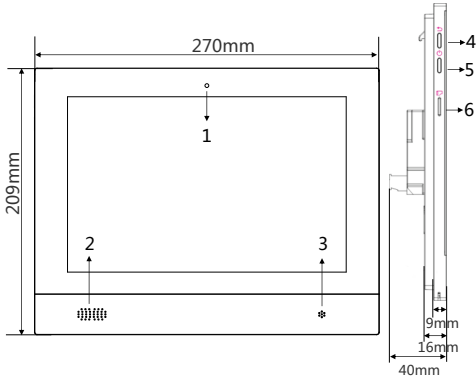


Figure 2 / 图 2

Figure 3 / 图 3

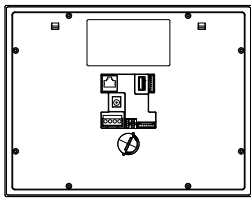


Figure 4-1 / 图 4-1

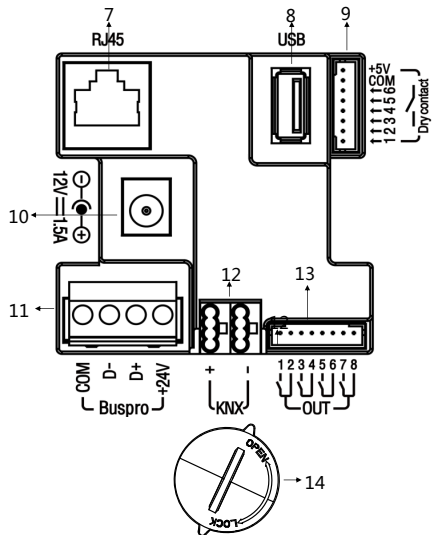


Figure 4-2 / 图 4-2

Overview

S10 (See Figure 1) is a touch screen which is specially designed for home and building automation. It adopts a 64 bit 4 core high-performance CPU and equipped with a 800x1280 high-definition IPS display and multi-point capacitive touch screen. This touch screen also has a variety of physical interface extensions to connect to other systems, such as, dry contact inputs to connect to various types of security sensors, dry contact outputs to drive magnetic valve or curtain, KNX interface to connect to KNX home and building automation control system, Buspro interface to connect to HDL Buspro system to control villa automation applications, temperature sensor to monitor room temperature etc. The touch screen is with built-in hardware echo cancellation circuit, which can eliminate the echo occurs during two-way audio call process. The high-sensitivity MIC and the low-distortion speakers are very good at restoring real sound and very suitable for visual intercom applications. The built-in sensor detects the movement of the body in real time. When human body is close to the touch screen, the app can automatically wake up the screen backlight and provide a very convenient control mode.

Functions

- 4 channels relay output.
- Supports 6 channels dry contact input.
- Built-in echo cancellation.
- Built-in motion sensor and temperature sensor.
- Supports connecting LAN and internet via wired Ethernet port (RJ45).
- Supports connecting USB flash drive and USB mouse.
- Built-in RTC.
- Supports TF card installation for storage capacity expansion.
- Supports most of the Android applications.
- Supports HDL Buspro communication (needs to install corresponding Apps.)
- Supports KNX communication (needs to install corresponding Apps.)

Important Notes

- The touch screen must be installed in a special-designed metal wall box.
- The relay output channels can be used for signal switch or magnetic valve control. But they cannot control high power load. The rated voltage and current is DC30V, 1A Max.

Product Information

Product dimensions—See Figure 2, 3, 4-1 and 4-2

1. Camera
2. Speaker
3. Microphone
4. Return button
5. Power on/off
6. TF card slot
7. RJ45 port
8. USB2.0 interface
9. 6 channels dry contact input port
10. Power socket
11. HDL Buspro interface
12. KNX interface
13. 4 channels relay output port
14. Clock battery cover

Note: Only one interface should be chosen from 10 and 11 for power supply. If both 10 and 11 are used for power supply, the voltage must not exceed 25V.

The device installation and RTC battery replacement

Device installation (See Figure 5-8): Install the special metal wall box in wall and ensure the wall box is 0.5mm higher than wall surface. Connect power socket and communication interfaces of the touch screen. Hold both edges of the 10 inch touch screen, align and buckle fasteners A1 into the fastener holes, then push the touch screen down to fasten the fastener holes of the wall box. The magnet is attached to the lower bottom of the touch screen, then the touch screen will be attached and fixed into the wall box.

RTC battery replacement: Rotate the battery cover counterclockwise, then open the cover, remove the invalid battery and install the new battery. Lastly, reinstall the cover, rotate the cover clockwise and lock it.

Safety Precautions

- The installation and commissioning of the device must be carried out by HDL or the organization designated by HDL. For planning and construction of electric installations, the relevant guidelines, regulations and standards of the respective country are to be considered.
- The device should be installed in a special-designed metal wall box. HDL does not take responsibility for all the consequences caused by installation and wire connection that are not in accordance with this specification.
- Please do not privately disassemble the device or change components, otherwise it may cause mechanical failure, electric shock, fire or body injury.
- Please resort to our customer service department or designated agencies for maintenance service. The warranty is not applicable for the product fault caused by private disassembly.

Package Contents

HDL-MTS10B.2WI (With metal wall box) *1 / CR2032 battery*1 / 8-bit wiring*2 / Datasheet*1 / Warranty card*1

产品概述

10英寸触摸屏(见图1)是一款专门用于智能家居和智能建筑的触摸屏。它采用64位4核高性能CPU,配置800x1280高清IPS显示屏和多点电容触摸屏。此触摸屏还具有多种物理接口扩展连接到其他系统,比如干接点输入连接到各种安防传感器、干接点输出驱动电磁阀或窗帘、KNX总线接口连接到KNX智能家居和KNX智能建筑系统、Buspro接口连接到HDL Buspro系统控制别墅智能家居、温度传感器监测室内温度等等。该触摸屏内置硬件回声消除电路,消除双向音频通话过程中的回声,高灵敏度MIC和低失真喇叭很好的还原真实的声音,非常适合可视对讲室内机应用。内置传感器通过实时检测室内人体移动,当人体靠近触摸屏时app可自动唤醒屏幕背光,提供非常便捷的控制方式。

功能说明

- 4路继电器输出
- 支持6路干接点输入
- 内置回声消除
- 内置人体移动传感器和温度传感器
- 通过有线以太网接口(RJ45)连接局域网和Internet
- 支持U盘和USB鼠标
- 内置RTC实时时钟
- 支持TF卡(micro SD卡)扩展存储容量
- 支持大部分Android应用程序
- HDL Buspro通讯(需要安装相应APP)
- KNX通讯(需要安装相应APP)

注意事项

- 触摸屏必须安装在专用的金属暗盒里。
- 继电器输出作为信号开关或电磁阀控制,接入电压不能超过DC30V,电流不能超过1A。

产品信息

产品尺寸—见图2,3,4-1和4-2

1. 摄像头
2. 喇叭
3. 麦克风
4. 返回键
5. 电源开关
6. TF卡卡槽
7. RJ45接口
8. USB2.0接口
9. 6路干接点输入接口
10. 电源插座
11. HDL Buspro总线接口
12. KNX总线接口
13. 4路继电器输出接口
14. 时钟电池盒盖

注意: 供电只须选10或11其中一个接口就可以,若两个接口同时供电也可以,但电压不可以超过25V。

设备的安装和RTC电池更换

设备安装(见图5-8):将专用的金属暗盒安装在墙上,暗盒需比墙面高出0.5mm。连接触摸屏电源及通讯接口。手持触摸屏两边,将卡扣A1对准并扣上暗盒的扣孔,然后将触摸屏往下推即可扣紧暗盒扣孔,触摸屏底部下方带磁铁,即吸附并固定在金属暗盒里。

RTC电池更换:按电池盒盖逆时针旋转,打开盒盖,取出失效的电池,将新的电池装上,再把盒盖盖上,顺时针旋转锁紧。

安全警告

- 本设备的安装及调试工作必须由我司或我司指定的机构进行。其电气安装的计划 and 施工,必须遵守当地相关的安全标准和法规。
- 该产品需安装在专用金属暗盒内,未按照本说明书进行安装及接线方式的,所造成的一切后果皆与我司无关。
- 请不要私自拆装或更换零部件,否则可能会导致机械故障、电击、火灾或身体伤害。
- 请将一切维修工作交由我司售后部门或指定机构进行,本产品的保修范围不适用于因用户拆卸产品而导致的故障。

装箱清单

HDL-MTS10B.2WI(带金属暗盒)*1 / CR2032电池*1 / 8位排线*2 / 说明书*1 / 保修卡*1

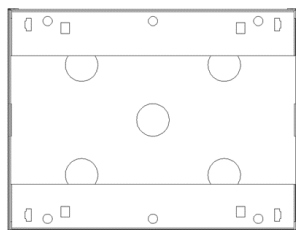


Figure 5 / 图 5

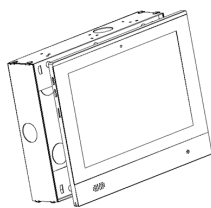


Figure 6 / 图 6

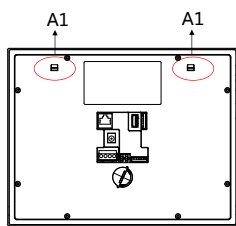


Figure 7 / 图 7

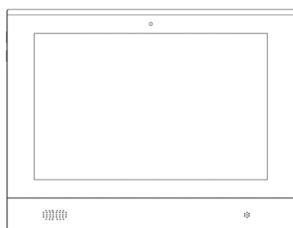


Figure 8 / 图 8

Technical Data

Electrical Parameters

Power supply	9~25V DC
Power	Max. 12W
Relay output	4CH, 1A 30V DC Max. per channel
CPU	Allwinner A64 , 64bit 4 core
DDR	1GB DDR3
Flash	8GB EMMC Flash
Communication protocol	HDL Buspro/KNX
Touch screen	Capacitive screen
Screen dimensions	10.1 inch
Screen resolution	800*1280
Screen ratio	16:10
Operation system	Android 5.1
Ethernet port	RJ45 10/100 M
TF card	Max. 128GB
Camera	2.0 megapixel, 1616x1232

Environmental Conditions

Working temperature	-5°C~45°C
Working relative humidity	≤90%
Storage temperature	-20°C~60°C
Storage relative humidity	≤93%

Product Specifications

Dimensions	Touch screen: 270×209×40(mm) Metal wall box: 263×203×51(mm)
Net weight	Touch screen: 920g Metal wall box:1110g
Shipping weight	10 inch touch screen: 1000g Metal wall box:1250g
Housing material	Glass, PC, ABS, Aluminum alloy
Installation	Wall box (See Figure 5-8)
Battery	CR2032(3VDC, non-rechargeable)
Protection rating (Compliant to EN 60529)	IP20

Name and Content of Harmful Substances in Products

Harmful substances	Part components			
	Circuit board	Housing	Wire	Accessory
Lead (Pb)	o	o	o	o
Mercury (Hg)	o	o	o	o
Cadmium (Cd)	o	o	o	o
Cr, VI	o	o	o	o
Poly-brominated biphenyls (PBB)	o	o	o	o
Poly-brominated diphenyl ethers (PBDE)	o	o	o	o

The circle symbol "o" indicates that the content of the harmful substances in all the homogeneous materials of the component is below the limit required by the Standard IEC62321-2015.

HDL Buspro Cable Guide

CAT5/CAT5E	HDL Buspro	HDL Buspro/KNX
Brown white/ Orange white	COM	Black
Blue white/Green white	DATA-	White
Blue/ Green	DATA+	Yellow
Brown / Orange	24V DC	Red

KNX Cable Guide

KNX	HDL Buspro/KNX
-	Black
+	Red

技术参数

电气参数:

工作电源	9~25V DC
功率	Max. 12W
继电器输出	4路, 每回路1A 30V DC Max.
CPU	Allwinner A64 , 64bit 4核
DDR	1GB DDR3
Flash	8GB EMMC Flash
通信协议	HDL Buspro/KNX
触摸屏	电容屏
屏幕尺寸	10.1英寸
屏幕分辨率	800*1280
屏幕比例	16 : 10
操作系统	Android 5.1
以太网接口	RJ45 10/100 M
TF卡	Max. 128GB
摄像头	2.0百万像素, 1616x1232

条件环境:

工作温度	-5°C~45°C
工作相对湿度	≤90%
储存温度	-20°C~60°C
储存相对湿度	≤93%

产品规格:

尺寸	触摸屏: 270×209×40(mm) 金属暗盒: 263×203×51(mm)
净重	触摸屏: 920g 金属暗盒:1110g
毛重	10 英寸触摸屏: 1000g 金属暗盒:1250g
外壳材料	玻璃, PC, ABS, 铝合金
安装方式	暗盒安装 (见图5-8)
电池	CR2032 (3VDC, 不可充电电池)
防护级别 (符合 EN 60529)	IP20

产品中有害物质的名称及含量

有害物质	零部件			
	电路板	外壳	线材	附件
铅(Pb)	o	o	o	o
汞 (Hg)	o	o	o	o
镉 (Cd)	o	o	o	o
六价铬 (Cr, VI)	o	o	o	o
多溴联苯 (PBB)	o	o	o	o
多溴二苯醚(PBDE)	o	o	o	o

圆圈符号“o”，表示该有害物质在该部件所有均质材料中的含量均在IEC62321-2015规定的限量要求以下。

HDL Buspro总线定义

CAT5/CAT5E	HDL Buspro	HDL Buspro/KNX
棕白/橙白	COM	黑
蓝白/绿白	DATA-	白
蓝/绿	DATA+	黄
棕/橙	24V DC	红

KNX总线定义

KNX	HDL Buspro/KNX
-	黑
+	红

技术支持

服务热线：020-84651666-7094

(工作时间：9:00-12:00, 13:00-18:00, 星期一至星期五)

邮箱：kfb@hdlchina.com.cn

网址：http://www.hdlchina.com

Technical support

Skype: hdl_support3

E-mail: support@hdlchina.com.cn

Website: https://www.hdlautomation.com